

Nursery - Home Learning – N2

Literacy / Phonics:

Share a range of stories with your child. Can they predict what might happen next? Discuss who the characters are in the story, where was the story set (beach/forest/town)? What was their favourite part of the story? Can they retell part of the story back to you?

Challenge: make your own story sack/ story box using a favourite picture book and toys / objects from around the home. Have fun retelling the story with your child.

Below are some examples:



Phonics – oral segmenting and blending

Oral blending and segmenting are key skills that your child is currently learning through a range of fun games and activities.

Segmenting is a vital skill for spelling. The whole word is spoken aloud, then broken up into its separate sounds (**phonemes**) in order, all through the word. For example, the adult would say “cat” = “c-a-t”.

Blending is a vital skill for reading. The separate sounds (**phonemes**) of the word are spoken aloud, in order, all through the word and are then merged together into the whole word. This merging is called **blending**. For example, the adult would say “c-a-t” = “cat”.

Please see the attached oral blending and segmenting home learning sheet for a range of activities.

Mark making

Mark-making is the first step towards writing. Mark making in the early stages is closely linked to physical development. The more opportunities your child has to develop large and small movement in their arms, hands and fingers, the easier it will be to make marks with a variety of tools.

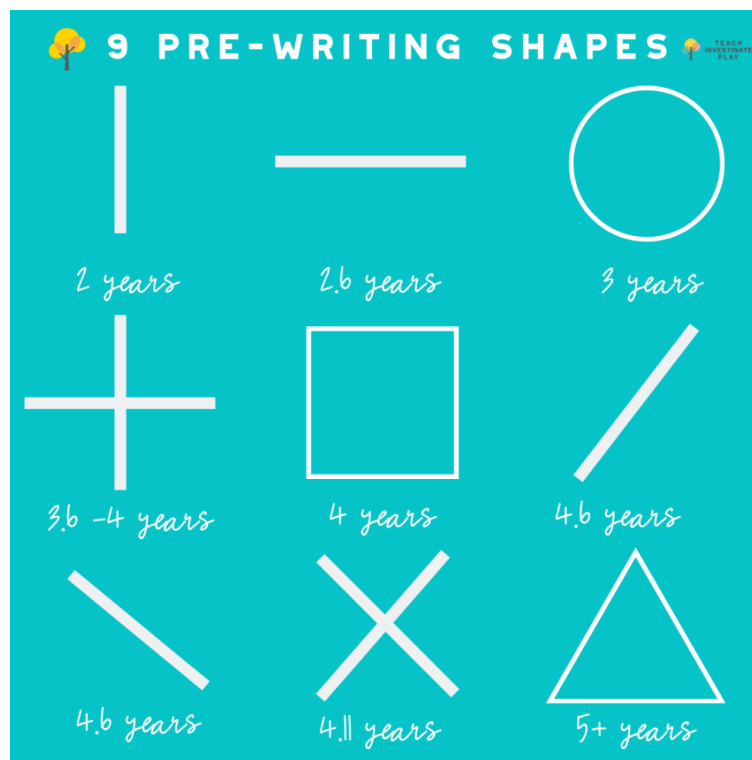
Activities such as digging, painting outdoor surfaces with water and a large brush, sweeping and swishing a scarf through the air in different shapes, will help develop large motor movement. Small or fine motor movement will be needed to hold pencils and pens correctly. Hanging out the washing and playing with pegs, using a pegboard, threading pasta

onto string and picking up grains of rice with fingers and tweezers will help develop the pincer grip needed for writing.

Encourage your child to use a range of pens/pencils to draw and make marks, for example; drawing a picture of their family, pretending to write a shopping list, telephone message, writing their own name (using the pre-cursive script) will all support their development.

Challenge: It's really important your child is confident in producing the following pre-writing shapes. Have fun making them using a variety of mark making tools / textures such as:

pens, pencils, chalk, paint, mark make with your finger in shaving foam/rice/sugar etc...
Have FUN!



Maths:

Counting

It is really important your child has lots of opportunities to count objects, touching each object /or moving the object as they count. They need to understand that it is not only a number name, but that number represents how many are in a set. Remind your child to count slow and steady.

Please see the attached activities for counting and recognising numbers.

Go on a number hunt around the house/garden. How many numbers can you find? Who can find the biggest or smallest number?

Counting games: play bingo, snakes and ladders or make you own simple counting board game.

Patterns – can your child make a repeating pattern? Use toys to make a repeating pattern – e.g. car – van – car – van - car – van – car... What comes next in the pattern? Use natural objects to make a pattern: leaf, stick, leaf, stick etc... Get creative and have fun.

Topic

We are learning about 'growing' and Spring. Discuss how plants grow, research the life cycle of a plant on the internet. You could also research other life cycles such as the life cycle of a frog or butterfly.

Share stories at home about Spring and growing. There are also lots of stories available on you tube.



Look at photographs of your child as a baby/toddler and notice how they have changed. Can your child tell you something they can do now, that they could not do when they were a toddler or baby?

Recommended books:

The Teeny Weeny Tadpole

Jaspers Beanstalk

The Very Hungry Caterpillar



Recommended websites:

www.phonicsplay.co.uk - click on free phonics play – phase 1 or phase 2 (set 1)

www.topmarks.co.uk - click on Early Years (maths and literacy activities)

www.phonicsbloom.com – phase 1 and phase 2 phonics

www.bbc.co.uk/teach/school-radio/eyfs-early-years/z6bgnrd - nursery rhymes, songs and listening games

www.booktrust.org.uk/books-and-reading/have-some-fun/storybooks-and-games/ – interactive stories